



**COMMUNITY DEVELOPMENT BLOCK GRANT  
FISCAL YEAR 2016 CONSOLIDATED ANNUAL  
PERFORMANCE & EVALUATION REPORT  
(CAPER)**

## **CR-05 - Goals and Outcomes**

### **Progress the jurisdiction has made in carrying out its strategic plan and its action plan. 91.520(a)**

*This could be an overview that includes major initiatives and highlights that were proposed and executed throughout the program year.*

The City of New Albany's Fiscal Year 2016 (FY16) Community Development Block Grant (CDBG) One-Year Action Plan continued its commitment to low-and moderate-income residents of the City by directing funds toward projects and activities whose performance will be discussed in this report. The Department of Redevelopment implements the CDBG Program on behalf of the City of New Albany. The CDBG Program is administered by the U.S. Department of Housing and Urban Development (HUD), and has as its objectives the provision of services that benefit low- to moderate-income persons and families, and prevents or eliminates slum and/or blight.

The City prioritized the stabilization of urban neighborhoods through reinvestment in the aging park infrastructure, concentrated code enforcement, and providing safe, decent, and affordable housing for low-and moderate-income home owners including the elderly and disabled in the CDBG Target Areas.

The City designed the FY16 One-Year Action Plan (Plan) to create a suitable living environment for the urban neighborhoods throughout the community. Increased concentrated code enforcement helped to reduce blight in distressed neighborhoods. The City's housing programs assisted elderly and disabled among others in the community by sustaining the City's older housing stock (pre 1940). The City increased access to public service programs providing enrichment and educational opportunities for the urban youth in our community. The City recognizes that while progress is being made in improving access to services and activities funding limitations does not allow all goals to be achieved. As such, the City gave priority to programs that supported the capacity of local organizations and activities that provided services addressing the basic needs of our most at-risk population. Accomplishment details for the activities and projects undertaken are described in this report.

There are a number of organizations and agencies that coordinate resources and provide assistance to the community including the homeless population. These agencies include but are not limited to Hope Southern Indiana, Open Door Youth Services, Our Place Drug & Alcohol Services, YMCA of Southern Indiana, and Southern Indiana Housing Initiative members including the Center for Women and Families, The Salvation Army, Haven House Homeless Shelter, Homeless Coalition of Southern Indiana (HCSI), etc.

### **Comparison of the proposed versus actual outcomes for each outcome measure submitted with the consolidated plan and explain, if applicable, why progress was not made toward meeting goals and objectives. 91.520(g)**

Categories, priority levels, funding sources and amounts, outcomes/objectives, goal outcome indicators, units of measure, targets, actual outcomes/outputs, and percentage completed for each of the grantee's program year goals.

Goal	Category	Indicator	Unit of Measure	Expected Strategic Plan	Actual – Strategic Plan	Percent Complete	Expected Program Year	Actual – Program Year	Percent Complete
Clearance of Contaminated and Deteriorated Sites	Non-Housing Community Development	Other	Other	5	0	0.00%			
Code Enforcement	Non-Housing Community Development	Housing Code Enforcement/Foreclosed Property Care	Household Housing Unit	150	448	299.0%	100	185	185%
Demolition/Stabilization of Buildings	Non-Housing Community Development	Buildings Demolished	Buildings	10	0	0.00%	2	0	0.00%
Fair Housing and Coordination	Non-Housing Community Development	Other	Other	5	2	40%	2	1	50%
Home Modifications for L/M Homeowners	Affordable Housing	Public service activities other than Low/Moderate Income Housing Benefit	Persons Assisted	0	13		0	13	
Home Modifications for L/M Homeowners	Affordable Housing	Homeowner Housing Rehabilitated	Household Housing Unit	0	5		17	5	29.41%
Infrastructure Improvements	Non-Housing Community Development	Public Facility or Infrastructure Activities other than Low/Moderate Income Housing Benefit	Persons Assisted	800	3350	419%	855	0	0.00%
Park Facility Improvements	Non-Housing Community Development	Public Facility or Infrastructure Activities other than Low/Moderate Income Housing Benefit	Persons Assisted	200	2725	1,362.50 %	2345	2725	116.20 %
Youth Services	Non-Housing Community Development	Public service activities other than Low/Moderate Income Housing Benefit	Persons Assisted	3455	1710	49%	756	961	127.12 %

Table 1 - Accomplishments – Program Year & Strategic Plan to Date

**Assess how the jurisdiction's use of funds, particularly CDBG, addresses the priorities and specific objectives identified in the plan, giving special attention to the highest priority activities identified.**

The City of New Albany accomplished a successful FY16 by continuing to sustain its older housing stock (pre-1940) through the implementation of the Emergency Repair and the Repair Affair Programs by assisting 18 low- and moderate-income homeowners including the elderly and disabled with minor housing/emergency rehabs/repairs. The City continued to partner with New Direction's Housing Corporation as developer for the Neighborhood Stabilization Program (NSP) who has one affordable housing unit under construction in the area known as the Midtown Neighborhood. The NSP developer is expected to rehabilitate additional housing units with the proceeds.

Concentrated Code Enforcement has resulted in improvements to targeted neighborhoods of the City where 185 violations were addressed and approximately 82% of those concerns have been resolved.

Public service activities targeted our urban youth, providing enrichment and educational opportunities including character development, delinquency prevention, drug and alcohol prevention education, after school care & tutoring, back packs/school supplies, and recreational opportunities for 961 youth in need.

City Park improvements in the City's CDBG Target Areas continued by means of engineering and restoration of restroom facilities at Bicknell Park meant to improve accessibility to the aging park facility.

Other local resources such as Tax Increment Financing (TIF) funds provided match to Federal Highway Funded ongoing projects such as McDonald Lane Rehabilitation, Mt. Tabor Road Reconstruction, Ohio River Greenway, Grant Line South Improvements, and the 1-Way/2-Way Street Conversion helping to reduce blight on less desirable 1-way streets and increase future desirable housing and commercial developments in the downtown neighborhoods with less of a highway feel. Other improvements including Bono Road Reconstruction are projects that are meant to improve walkability and accessibility throughout the City. The TARC system constructed two new bus stops, one across from the New Albany Housing Authority on Bono Road and the other at a central shopping center for accessibility.

## CR-10 - Racial and Ethnic composition of families assisted

Describe the families assisted (including the racial and ethnic status of families assisted).

Race/Ethnicity	CDBG
White	523
Black/African American	281
Black/African American & White	151
Asian	1
American Indian or American Native	5
Other	18
<b>Total</b>	<b>979</b>
Hispanic	89
Non-Hispanic	890

Table 2 – Table of assistance to racial and ethnic populations by source of funds

### Narrative

Youth Programs served 961 urban youth of which 523 were White, 281 Black/African American, 151 Black/African American & White, 1 Asian, 5 American Indian/American Natives, & 18 listed as other. There were 88 of Hispanic origin. The housing programs served 18 households of which 15 were White & 3 Black/African American and 1 was Hispanic.

## CR-15 - Resources and Investments 91.520(a)

Identify the resources made available

Source of Funds	Source	Resources Made Available	Amount Expended During Program Year
CDBG	CDBG	617,547	302,192
HOME	HOME		
HOPWA	HOPWA		
ESG	ESG		
Other	Other		

Table 3 - Resources Made Available

### Narrative

The City received \$616,940 in entitlement in FY 16 along with program income (\$607.34) brought the resources available to \$617,547.34. The largest allocation of funding at 37% went toward activities related to housing including concentrated code enforcement. Infrastructure development/public facilities was another 12% and public services provided to the urban youth was a priority. Basically, 100% of funding went toward benefiting low-and moderate-income within the jurisdiction.

### Identify the geographic distribution and location of investments

Target Area	Planned Percentage of Allocation	Actual Percentage of Allocation	Narrative Description
City of New Albany			Entire Jurisdiction
Low Income Census Tracts	99		

Table 4 – Identify the geographic distribution and location of investments

### Narrative

The overall size of the CDBG Target Area means that virtually no allocation is more than a few miles distance from any other point. Although there are distinct neighborhoods in the Target Area, the area is small relative to the City as a whole. Therefore the benefits are shared by the majority of the residents and businesses. Concentrated Code Enforcement and Park improvements were located in low-income concentrated areas of the City. The census tract details are included on the attached FY16 Pie Chart indicating the largest areas benefiting in the jurisdiction.

### Leveraging

**Explain how federal funds leveraged additional resources (private, state and local funds), including a description of how matching requirements were satisfied, as well as how any publicly owned land or property located within the jurisdiction that were used to address the needs identified in the plan.**

The Repair Affair Program implemented by New Directions Housing Corporation leveraged commitments of donated money, materials and in-kind labor from churches, non-profit agencies, local home improvement stores, contractors, etc., to provide elderly and disabled home owners with minor repairs leveraging a ratio of \$1.5.

The Department of Redevelopment partnered with the New Albany Parks Department, Step Ahead Council (YMCA of Southern IN , Open Door Youth Services & Our Place Drug/Alcohol), and Hope Southern Indiana to offer our urban youth, enrichment and educational services. These agencies bring additional funding at a ratio of \$1.3, and in-kind services to the programs from a variety of agencies including but not limited to the New Albany Housing Authority, 21st Century Grants, United Way and Floyd County Drug Task Force, etc.

The City currently has 7 Economic Development Areas (EDA) for the purpose of capturing tax increment. Tax increment financing (TIF) is used to fund much of the City's infrastructure improvements (i.e. road, sidewalks and park facility projects), and permits bonds to be issued for such projects when needed. TIF funds are used as local match for the INDOT/Federal Highway Projects, (FHWA) for major projects including Mt. Tabor Road, McDonald Lane, Grant Line Road South & West, the Ohio River Greenway and several other City thoroughfare projects.

### CR-20 - Affordable Housing 91.520(b)

**Evaluation of the jurisdiction's progress in providing affordable housing, including the number and types of families served, the number of extremely low-income, low-income, moderate-income, and middle-income persons served.**

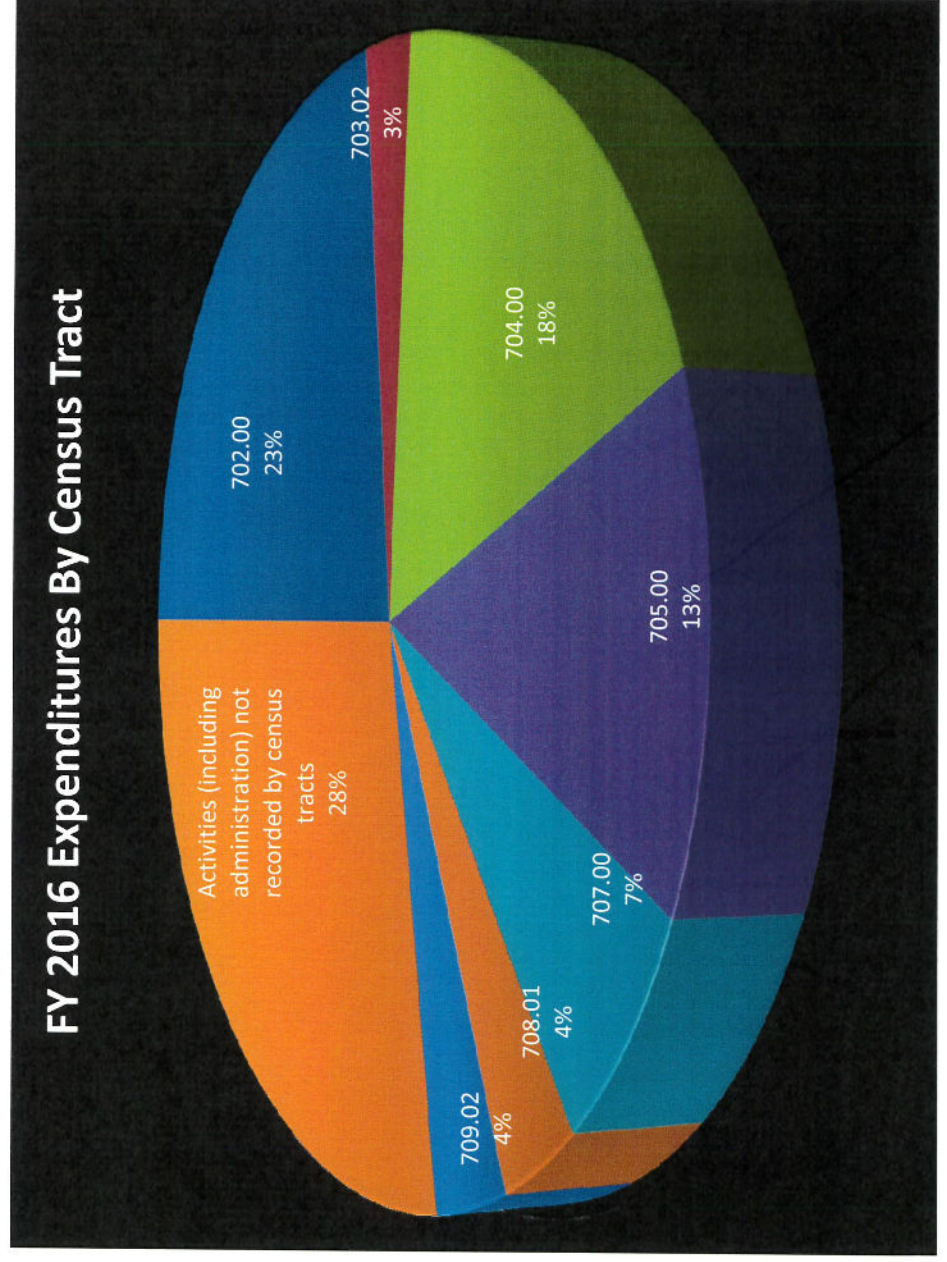
	One-Year Goal	Actual
Number of Homeless households to be provided affordable housing units	0	3

# Fiscal Year 2016 Expenditures By Census Tract

702.00	\$70,844.78
703.02	\$7,980.02
704.00	\$53,805.38
705.00	\$39,996.15
707.00	\$21,917.10
708.01	\$11,786.27
709.02	\$11,786.25

Activities (including administration) not  
recorded by census tracts

	84,075.83
<b>Total</b>	<b>302,191.78</b>





	One-Year Goal	Actual
Number of Non-Homeless households to be provided affordable housing units	0	0
Number of Special-Needs households to be provided affordable housing units	0	0
<b>Total</b>	<b>0</b>	<b>3</b>

**Table 5 – Number of Households**

	One-Year Goal	Actual
Number of households supported through Rental Assistance	0	0
Number of households supported through The Production of New Units	2	1
Number of households supported through Rehab of Existing Units	17	18
Number of households supported through Acquisition of Existing Units	0	0
<b>Total</b>	<b>19</b>	<b>19</b>

**Table 6 – Number of Households Supported**

### **Discuss the difference between goals and outcomes and problems encountered in meeting these goals.**

Affordable housing goals were met in FY16 by assisting 18 homeowners with minor emergency repairs. The NSP Proceeds Phase 2 has one property under rehabilitation construction for affordable housing and additional units are planned. Three tax credit properties currently serve low-income residents including the elderly in the City. St. Edward Court situated in downtown New Albany has 50 units set aside for low-income. Valley Ridge Apartments has an additional 95 low-income units as well as Brookview Glen Apartments has another 66 affordable senior housing units with 3 set aside for transient housing for the homeless.

Neighborhood improvements resulted from concentrated code enforcement that targeted CDBG distressed areas and achieved resolution to 82% of the violations assisted with the sustainability of the older housing stock. Funding and staff capacity limitations of CDBG and local funds do not allow for all goals to be met.

### **Discuss how these outcomes will impact future annual action plans.**

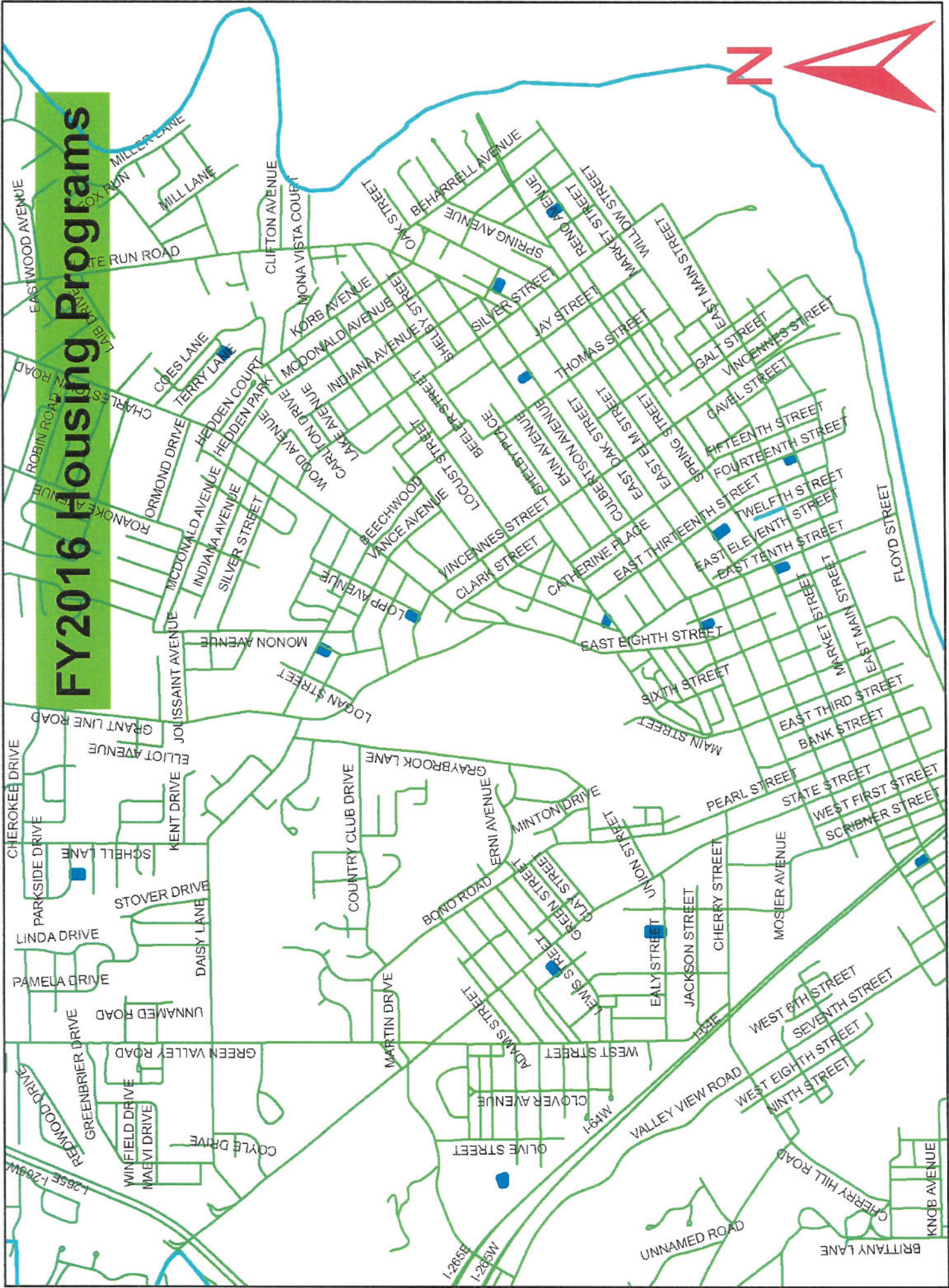
The City will continue to fund the Emergency Repair and Repair Affair programs to assist low-and moderate-income home owners sustain aging housing units. The City's partnership with the NSP developer will rehabilitate or construct approximately an additional 2 more affordable housing units with developer proceeds in the next fiscal year. The Concentrated Code Enforcement Officer's enforcement of local and State codes has been successful by addressing issues that might otherwise deteriorate the housing unit and affect the neighborhood. All of these activities have been funded in the City's FY17 One-Year Action Plan submitted to HUD.



**FY2016 Housing Programs**

The map displays the following streets and locations:

- Streets:** Eastwood Avenue, East Main Street, Main Street, Valley View Road, West Main Street, West Eighth Street, West Ninth Street, West Tenth Street, West Eleventh Street, West Twelfth Street, West Thirteenth Street, West Fourteenth Street, West Fifteenth Street, West Sixteenth Street, West Seventeenth Street, West Eighteenth Street, West Nineteenth Street, West Twentieth Street, West Twenty-first Street, West Twenty-second Street, West Twenty-third Street, West Twenty-fourth Street, West Twenty-fifth Street, West Twenty-sixth Street, West Twenty-seventh Street, West Twenty-eighth Street, West Twenty-ninth Street, West Thirtieth Street, West Thirty-first Street, West Thirty-second Street, West Thirty-third Street, West Thirty-fourth Street, West Thirty-fifth Street, West Thirty-sixth Street, West Thirty-seventh Street, West Thirty-eighth Street, West Thirty-ninth Street, West Fortieth Street, West Forty-first Street, West Forty-second Street, West Forty-third Street, West Forty-fourth Street, West Forty-fifth Street, West Forty-sixth Street, West Forty-seventh Street, West Forty-eighth Street, West Forty-ninth Street, West Fiftieth Street, West Fifty-first Street, West Fifty-second Street, West Fifty-third Street, West Fifty-fourth Street, West Fifty-fifth Street, West Fifty-sixth Street, West Fifty-seventh Street, West Fifty-eighth Street, West Fifty-ninth Street, West Sixtieth Street, West Sixty-first Street, West Sixty-second Street, West Sixty-third Street, West Sixty-fourth Street, West Sixty-fifth Street, West Sixty-sixth Street, West Sixty-seventh Street, West Sixty-eighth Street, West Sixty-ninth Street, West Seventieth Street, West Seventy-first Street, West Seventy-second Street, West Seventy-third Street, West Seventy-fourth Street, West Seventy-fifth Street, West Seventy-sixth Street, West Seventy-seventh Street, West Seventy-eighth Street, West Seventy-ninth Street, West Eightieth Street, West Eighty-first Street, West Eighty-second Street, West Eighty-third Street, West Eighty-fourth Street, West Eighty-fifth Street, West Eighty-sixth Street, West Eighty-seventh Street, West Eighty-eighth Street, West Eighty-ninth Street, West Ninetieth Street, West Ninety-first Street, West Ninety-second Street, West Ninety-third Street, West Ninety-fourth Street, West Ninety-fifth Street, West Ninety-sixth Street, West Ninety-seventh Street, West Ninety-eighth Street, West Ninety-ninth Street, West One Hundredth Street.
- Locations:** 15 affordable housing units marked with blue squares.



include the number of extremely low-income, low-income, and moderate-income persons served by each activity where information on income by family size is required to determine the eligibility of the activity.

Number of Households Served	CDBG Actual	HOME Actual
Extremely Low-income	16	0
Low-income	2	0
Moderate-income	0	0
<b>Total</b>	<b>18</b>	<b>0</b>

Table 7 – Number of Households Served

## Narrative Information

The Fair Housing Officer attended an educational workshop for Fair Housing. He completed a compliance course and received certification from the National Affordable Housing Management Association's Fair Housing.

The City continues its partnership with New Directions Housing Corporation to provide emergency and minor repairs to households for sustainability of the units. An additional 125 tax credit units are under construction and all are set aside for affordable housing.

The City recently adopted a new Comprehensive Plan in which they recognized the need to expand the supply of affordable housing units and committed to an 8% set aside of units in all City partnered housing developments.

## CR-25 - Homeless and Other Special Needs 91.220(d, e); 91.320(d, e); 91.520(c)

**Evaluate the jurisdiction's progress in meeting its specific objectives for reducing and ending homelessness through:**

### Reaching out to homeless persons (especially unsheltered persons) and assessing their individual needs

The Homeless Coalition of Southern Indiana (HCSI), established as a result of the Vision 2025 study, began implementing the Plan. The City appropriated \$75,000 for their startup. The Coalition was able to secure an office in New Albany which served as a point of entry and referral to a broad variety of services for the homeless population. The Coalition secured the 501(c)(3) status and assisted in opening a White Flag site at the Salvation Army. The Director was able to create a partnership with public transportation (TARC) and secure a free laundry service.

SIHI members and agencies of the local Continuum of Care continue assessing the needs of homeless persons and direct them to organizations that can assist them with their specific needs. SIHI agencies such as The Salvation Army, LifeSpring, Center for Women & Families, Hope Southern Indiana, St. Elizabeth, Haven House, etc., routinely assess homeless persons needs and refer them to other agencies that can assist as well as house them.

### Addressing the emergency shelter and transitional housing needs of homeless persons

Haven House is the only emergency shelter serving the Southern Indiana community and sheltered 1,423 unduplicated individuals last year of which 329 were from New Albany. Haven House provided an additional 366 with case management, outreach, advocacy and provided mediation services with landlords. One hundred and one

(101) were children.

The Township Trustees assist homeless persons with transportation and rent if needed to avoid eviction. The Center for Women & Families (including men) provides 40 emergency shelter beds (10 rooms) for families and/or individuals who have experienced intimate partner violence. St. Elizabeth (15 beds) assisted with emergency sheltering as needed and has 12 beds in their transitional housing program/Family Stability Program.

LifeSpring has 17 permanent supportive housing units with 1 & 2 bedrooms serving individuals & families whom are homeless and disabled. LifeSpring serves an estimated 300 through The PATH program, a homeless street outreach program that helps connect the homeless and at risk of becoming homeless co-occurring substance abuse and mental disorders participants with mental health treatment.

The Salvation Army opened their doors for a White Flag Shelter when the temperatures dropped below 35 degrees operating 40 days and serving 126 individuals (some repeat visitors). Tri-County Health Coalition opened their doors to homeless individuals during the summer days to cool down, get a snack and water.

**Helping low-income individuals and families avoid becoming homeless, especially extremely low-income individuals and families and those who are: likely to become homeless after being discharged from publicly funded institutions and systems of care (such as health care facilities, mental health facilities, foster care and other youth facilities, and corrections programs and institutions); and, receiving assistance from public or private agencies that address housing, health, social services, employment, education, or youth needs**

Family Health Center of Clark, Floyd & Harrison Counties is a federally funded health center providing comprehensive medical services including medication and dental assistance. Case management and other support services are provided to those at 200% below the federal poverty level. They served approximately 750 patients from New Albany.

Hope Southern Indiana routinely assists the homeless and housed residents in need; providing housing and utility assistance, food (including formula), bus passes, clothing, and case management.

The New Albany Housing Authority (NAHA) serves the largest population of individuals and families of extremely low and low-income and those that have been discharged from institutions and social service facilities. The NAHA has an inclusive residency policy for persons living with homelessness. This allows homeless persons to be housed more quickly. Eighty-one (81) admissions were defined as homeless amounting to 32% of all admissions. NAHA encourages discharge planners to seek placement on the wait list as soon as possible to allow time for an apartment to become available.

The New Albany Township Trustee assisted residents with rent, mortgage and utilities as needed to avoid eviction and becoming homeless or utilities being shut off. As stated before, the SIHI members/agencies routinely assist this population with a wide array of services.

The City's Emergency Repair Program along with the Repair Affair Program implemented by New Directions Housing Corporation assisted low-income homeowners with repairs that if not done might otherwise cause the house to become uninhabitable. These repairs sustain the housing unit and allow the residents to remain in their house.



**Helping homeless persons (especially chronically homeless individuals and families, families with children, veterans and their families, and unaccompanied youth) make the transition to permanent housing and independent living, including shortening the period of time that individuals and families experience homelessness, facilitating access for homeless individuals and families to affordable housing units, and preventing individuals and families who were recently homeless from becoming homeless again**

The Volunteers of America (VOA) & Southern Indiana's HOPWA provided emergency financial assistance to individuals at the risk of becoming homeless or having utilities shut off. HOPWA also assists with a variety of resources to achieve long-term housing stability, including financial management classes, legal assistance, career opportunities, and nutritional supplement options.

Both Clark & Floyd County Health Departments & Hoosier Hills Aids Coalition offer free HIV testing and clean works kits to clients and free substance abuse counseling and case management.

LifeSpring provided permanent supportive housing and supportive services to individuals/families that are homeless with at least one person in the household with a disability. In a collaborative effort all SIHL agencies facilitate access to services including case management, and housing for homeless individuals and families with a goal toward permanent housing. Additional available services were listed in the sections above in Section CR-25.

## **CR-30 - Public Housing 91.220(h); 91.320(j)**

### **Actions taken to address the needs of public housing**

The City of New Albany works closely with NAHA to ensure the residents of public housing receive the best possible living conditions and have access to the services that they need. In addition, the City of New Albany provided additional resources and staff to develop possible plans to assist the NAHA with future strategies and development opportunities to better serve the residents.

### **Actions taken to encourage public housing residents to become more involved in management and participate in homeownership**

The NAHA holds monthly meetings open to all residents, giving them a voice in management. The NAHA provides community computer labs for the purpose of assisting residents prepare for their GED, submitting job applications and accessing information related to the NAHA management and community activities. The NAHA has a full time case manager that provides self-sufficiency classes, credit remediation counseling and budgeting assistance. Homeownership training is provided for residents and more specifically to Housing Choice Voucher recipients. The NAHA has assisted 32 families within their home ownership program with no defaults reported. The NAHA assists residents with escrow accounts that can be used for education, transportation & homeownership assistance.

### **Actions taken to provide assistance to troubled PHAs**

N/A-The City of New Albany's Housing Authority is not troubled.

## **CR-35 - Other Actions 91.220(j)-(k); 91.320(i)-(j)**

**Actions taken to remove or ameliorate the negative effects of public policies that serve as barriers to affordable housing such as land use controls, tax policies affecting land, zoning ordinances, building codes, fees and charges, growth limitations, and policies affecting the return on residential investment. 91.220 (j); 91.320 (i)**

The City recently adopted a new Comprehensive Plan in which they recognized the need to expand the supply of affordable housing units and committed to an 8% set aside of units in all City partnered housing developments. The City continues to expand the supply of decent affordable housing by means of rehabilitating houses through use of the Neighborhood Stabilization Program proceeds, Phase 2. The Emergency Repair and Repair Affair programs continued providing or assisting with minor rehabs and repairs to 18 owner-occupied housing units.

The City's Urban Enterprise Association (UEA) provided financial match for façade improvements to residential home owners in the Urban Enterprise Zone (UEZ).

The New Albany City Plan Commission and the New Albany Board of Zoning Appeals support the development of affordable housing by granting certain zone changes and approving reduced size lots to promote the development of affordable housing units. The New Albany City Plan Commission's Historic Preservation Officer played an integral role in meeting Section 106 National Historic Preservation Act compliance for projects. The City collaborates with agencies and organizations that hold routine meetings such as, Historic Preservation Commission, New Directions Housing Corporation, Metropolitan Housing Corporation, Southern Indiana Housing Initiative, etc., to negate barriers to affordable housing.

The City has strived to support the most vulnerable neighborhoods by investing in public infrastructure improvements including sidewalks and improvements to the City's Parks system.

### **Actions taken to address obstacles to meeting underserved needs. 91.220(k); 91.320(j)**

The City created a visual impact in neighborhoods by means of addressing 185 code violations, replacing/repairing deteriorated sidewalks and made street improvements with local funding. Quality of life projects were undertaken in FY16 by investing in improvements at the Bicknell Park restroom facilities. The need of affordable housing with the rehabilitation of 19 ( 13-Repair Affair, 5-Emergency Repair, & 1 NSP) affordable housing units. Funding limitations of CDBG does not allow all underserved needs to be met.

Floyd County Step Ahead Case Management Consortium collects and distributes a Southern Indiana Resource Guide directing the community to needs such as; clothes closets, counseling, drug & alcohol treatments, employment training, energy assistance, food pantries, home ownership classes, and housing/shelters, etc.

### **Actions taken to reduce lead-based paint hazards. 91.220(k); 91.320(j)**

Federal regulations require that lead hazard evaluation and reduction be carried out for all CDBG activities receiving housing assistance for those houses that were constructed before 1978. The City is consistent with HUD's lead based paint regulations and requirements including safe lead work practices as needed for all housing rehab projects including the Emergency Repair Program as required. New Directions Housing Corporation (Subrecipient) internally

evaluated and assessed the paint hazards on all projects and determined that all of the emergency repairs required no further clearance. The "Protect Your Family from Lead in Your Home" pamphlet was distributed to rehab clients of the Emergency Repair Program as applicable.

**Actions taken to reduce the number of poverty-level families. 91.220(k); 91.320(j)**

The City, in partnership with the social service and housing providers in the community, strive to help households elevate themselves out of living in poverty by supporting services aimed at developing self-sufficiency and creating jobs. The CDBG program funded four youth programs meant to provide economic empowerment to those families by providing after school care and enriching activities for the urban youth. All CDBG contracts identify and encourage Section 3 opportunities. The Fair Housing Officer undertakes advocating and educating the community regarding fair housing rights.

The NAHA assists the largest population of poverty-level families with case management and self-sufficiency tools, which has allowed them to remain in public housing for a longer period through adopted policies.

The Urban Enterprise Association (UEA) awarded \$109,752 (\$97,387 commercial & \$12,365 residential) façade grants during the last year which has resulted in private development in the downtown district and created jobs.

**Actions taken to develop institutional structure. 91.220(k); 91.320(j)**

The Department of Redevelopment is the responsible entity for the administration of the CDBG Program and is assisted by other City departments including Board of Public Works and Safety, New Albany City Plan Commission, Department of Inspection, and other boards and commissions such as New Albany Redevelopment Commission & Authority, the Historic Preservation Commission, and Indiana Landmarks, as needed. Partnerships and collaborations with local housing and other organizations continued to be successful with, KIPDA, INDOT, FHWA, New Directions Housing Corporation, New Albany Housing Authority, New Albany-Floyd County Step Ahead Council, Metropolitan Housing Corporation (MHC), and Southern Indiana Housing (SIHI) members. The objectives of these agencies and the city are to expand the supply of safe, decent and affordable housing, assist the homeless, and provide public and social services.

The New Albany Parks Department, New Albany-Floyd County Step Ahead Council, Hope Southern Indiana, Boys & Girls Club and the YMCA partnered with the City to deliver enrichment and educational opportunities to at-risk youth in the community.

**Actions taken to enhance coordination between public and private housing and social service agencies. 91.220(k); 91.320(j)**

The City continues to foster partnerships between not-for profits, non-profits, social service and housing agencies. The City works closely with New Directions Housing Corporation and funds rehabilitation programs that they implement. The City is a member of the local Continuum of Care, Southern Indiana Housing Initiative (SIHI). The City also, funds several social service agencies (listed above) with CDBG who provide youth asset and enrichment programs as described above.

**Identify actions taken to overcome the effects of any impediments identified in the jurisdictions analysis**

## **of impediments to fair housing choice. 91.520(a)**

The City of New Albany adopted a new Analysis of Impediments to Fair Housing Choice (AI) in 2015, and designated a new Fair Housing Officer (FHO) in early 2016. The City's Fair Housing page on the City's website was updated during FY16 to include a formal method for initiating fair housing complaints and contact information. The Fair Housing Officer (FHO) attended an educational comprehensive course for managers of multi-family housing in partnership with the New Albany Housing Authority and received certification as a Fair Housing Coordinator.

Community housing advocates including the New Albany Redevelopment Commission, the New Albany Housing Authority, Metropolitan Housing Coalition, Louisville Fair Housing Coalition, and Southern Indiana Housing Initiative convene individual monthly meetings to gather information and feedback on local barriers to fair housing and housing development.

## **CR-40 - Monitoring 91.220 and 91.230**

**Describe the standards and procedures used to monitor activities carried out in furtherance of the plan and used to ensure long-term compliance with requirements of the programs involved, including minority business outreach and the comprehensive planning requirements**

Subrecipient Agreements, Memorandums of Agreements, or contracts were executed as applicable for all projects/activities in the FY16 Plan. The Department of Redevelopment reviewed all incoming payment requests for financial and programmatic eligibility. The Financial Compliance Manager prepared an ongoing Spend Down spreadsheet providing an analysis of all projects and activities that alerted staff to slow spenders and/or stalled projects. All Subrecipients were required to submit quarterly reports to ensure ongoing compliance with the program. A risk analysis for monitoring was not initiated this year as a new staff member was the overseer of the Subrecipients and completed onsite monitoring visits of all Subrecipients to familiarize herself with the programs. An annual Technical Assistance Workshop/power point was conducted prior to Subrecipient Agreements being executed where a review of the reporting requirements, costs eligibility, Section 3 and the OMB were all reviewed. Technical Assistance was provided throughout the program year as needed.

Public works/facility projects were monitored through weekly staff and/or engineer inspections. The applicable Davis Bacon project was monitored through weekly certified payroll submissions, employee interviews and engineering inspections.

## **Citizen Participation Plan 91.105(d); 91.115(d)**

**Describe the efforts to provide citizens with reasonable notice and an opportunity to comment on performance reports.**

A draft of this report was made available on September 12, 2017, at which time a 15-day review and comment period commenced. A public hearing was held on September 12th at the New Albany Redevelopment Commission meeting. The report was distributed at several locations (library, Redevelopment Office & the City website). Notice for the public hearing and review period was published on September 1, 2017, in the local newspaper (News & Tribune) and on their website. During the annual reporting process, emails were sent to various agencies and organizations in the community seeking input. All reports are posted online at the City's website



www.cityofnewalbany.com. If comments are received they will be included as an attachment to the CAPER submitted to HUD. However, *(to be inserted after comment period ends)* comments were received at the public hearing or during the 15-day comment period ending September 26, 2017.

**CR-45 - CDBG 91.520(c)**

**Specify the nature of, and reasons for, any changes in the jurisdiction's program objectives and indications of how the jurisdiction would change its programs as a result of its experiences.**

No program objective changes have been discussed at this time.

**Does this Jurisdiction have any open Brownfields Economic Development Initiative (BEDI) grants?**

No

**[BEDI grantees] Describe accomplishments and program outcomes during the last year.**

N/A



Office of Community Planning and Development  
U.S. Department of Housing and Urban Development  
PR26 - CDBG Financial Summary Report  
Program Year 2016  
NEW ALBANY, IN

DATE: 09-08-17  
TIME: 14:03

**PART I: SUMMARY OF CDBG RESOURCES**

01 UNEXPENDED CDBG FUNDS AT END OF PREVIOUS PROGRAM YEAR	152,932.60
02 ENTITLEMENT GRANT	616,940.00
03 SURPLUS URBAN RENEWAL	0.00
04 SECTION 108 GUARANTEED LOAN FUNDS	0.00
05 CURRENT YEAR PROGRAM INCOME	607.34
05a CURRENT YEAR SECTION 108 PROGRAM INCOME (FOR SI TYPE)	0.00
06 FUNDS RETURNED TO THE LINE-OF-CREDIT	0.00
06a FUNDS RETURNED TO THE LOCAL CDBG ACCOUNT	0.00
07 ADJUSTMENT TO COMPUTE TOTAL AVAILABLE	0.00
08 TOTAL AVAILABLE (SUM, LINES 01-07)	770,479.94

**PART II: SUMMARY OF CDBG EXPENDITURES**

09 DISBURSEMENTS OTHER THAN SECTION 108 REPAYMENTS AND PLANNING/ADMINISTRATION	218,115.95
10 ADJUSTMENT TO COMPUTE TOTAL AMOUNT SUBJECT TO LOW/MOD BENEFIT	0.00
11 AMOUNT SUBJECT TO LOW/MOD BENEFIT (LINE 09 + LINE 10)	218,115.95
12 DISBURSED IN IDIS FOR PLANNING/ADMINISTRATION	84,075.83
13 DISBURSED IN IDIS FOR SECTION 108 REPAYMENTS	0.00
14 ADJUSTMENT TO COMPUTE TOTAL EXPENDITURES	0.00
15 TOTAL EXPENDITURES (SUM, LINES 11-14)	302,191.78
16 UNEXPENDED BALANCE (LINE 08 - LINE 15)	468,288.16

**PART III: LOW/MOD BENEFIT THIS REPORTING PERIOD**

17 EXPENDED FOR LOW/MOD HOUSING IN SPECIAL AREAS	0.00
18 EXPENDED FOR LOW/MOD MULTI-UNIT HOUSING	0.00
19 DISBURSED FOR OTHER LOW/MOD ACTIVITIES	218,115.95
20 ADJUSTMENT TO COMPUTE TOTAL LOW/MOD CREDIT	0.00
21 TOTAL LOW/MOD CREDIT (SUM, LINES 17-20)	218,115.95
22 PERCENT LOW/MOD CREDIT (LINE 21/LINE 11)	100.00%

**LOW/MOD BENEFIT FOR MULTI-YEAR CERTIFICATIONS**

23 PROGRAM YEARS(PY) COVERED IN CERTIFICATION	PY: 2016 PY: PY:
24 CUMULATIVE NET EXPENDITURES SUBJECT TO LOW/MOD BENEFIT CALCULATION	0.00
25 CUMULATIVE EXPENDITURES BENEFITING LOW/MOD PERSONS	0.00
26 PERCENT BENEFIT TO LOW/MOD PERSONS (LINE 25/LINE 24)	0.00%

**PART IV: PUBLIC SERVICE (PS) CAP CALCULATIONS**

27 DISBURSED IN IDIS FOR PUBLIC SERVICES	79,320.85
28 PS UNLIQUIDATED OBLIGATIONS AT END OF CURRENT PROGRAM YEAR	0.00
29 PS UNLIQUIDATED OBLIGATIONS AT END OF PREVIOUS PROGRAM YEAR	0.00
30 ADJUSTMENT TO COMPUTE TOTAL PS OBLIGATIONS	0.00
31 TOTAL PS OBLIGATIONS (LINE 27 + LINE 28 - LINE 29 + LINE 30)	79,320.85
32 ENTITLEMENT GRANT	616,940.00
33 PRIOR YEAR PROGRAM INCOME	23,326.08
34 ADJUSTMENT TO COMPUTE TOTAL SUBJECT TO PS CAP	0.00
35 TOTAL SUBJECT TO PS CAP (SUM, LINES 32-34)	640,266.08
36 PERCENT FUNDS OBLIGATED FOR PS ACTIVITIES (LINE 31/LINE 35)	12.39%

**PART V: PLANNING AND ADMINISTRATION (PA) CAP**

37 DISBURSED IN IDIS FOR PLANNING/ADMINISTRATION	84,075.83
38 PA UNLIQUIDATED OBLIGATIONS AT END OF CURRENT PROGRAM YEAR	0.00
39 PA UNLIQUIDATED OBLIGATIONS AT END OF PREVIOUS PROGRAM YEAR	0.00
40 ADJUSTMENT TO COMPUTE TOTAL PA OBLIGATIONS	0.00
41 TOTAL PA OBLIGATIONS (LINE 37 + LINE 38 - LINE 39 + LINE 40)	84,075.83
42 ENTITLEMENT GRANT	616,940.00
43 CURRENT YEAR PROGRAM INCOME	607.34
44 ADJUSTMENT TO COMPUTE TOTAL SUBJECT TO PA CAP	0.00
45 TOTAL SUBJECT TO PA CAP (SUM, LINES 42-44)	617,547.34
46 PERCENT FUNDS OBLIGATED FOR PA ACTIVITIES (LINE 41/LINE 45)	13.61%

**17 DETAIL: ACTIVITIES TO CONSIDER IN DETERMINING THE AMOUNT TO ENTER ON LI**

Report returned no data.

**18 DETAIL: ACTIVITIES TO CONSIDER IN DETERMINING THE AMOUNT TO ENTER ON LI**

Report returned no data.

**LINE 19 DETAIL: ACTIVITIES INCLUDED IN THE COMPUTATION OF LINE 19**

Plan Year	IDIS Project	IDIS Activity	Voucher	Activity Name	Matrix	National	Drawn Amount
2015	5	549	6042620	Public Facility Engineering & Observation	03	LMA	\$53.13
					<b>03</b>	<b>Matrix Code</b>	<b>\$53.13</b>
2016	5	557	6045945	Bicknell Park Facilities	03F	LMA	\$8,003.67
2016	5	557	6057824	Bicknell Park Facilities	03F	LMA	\$20.77
2016	5	557	6067644	Bicknell Park Facilities	03F	LMA	\$72.68
2016	5	557	6071479	Bicknell Park Facilities	03F	LMA	\$25,200.00
					<b>03F</b>	<b>Matrix Code</b>	<b>\$33,297.12</b>
2015	4	541	5998814	E. 5th Street Sidewalks	03L	LMA	\$1,800.00
					<b>03L</b>	<b>Matrix Code</b>	<b>\$1,800.00</b>
2016	6	552	5970649	FY16 - 2017 Repair Affair	05A	LMC	\$51.31
2016	6	552	5975585	FY16 - 2017 Repair Affair	05A	LMC	\$2,062.50
2016	6	552	5979491	FY16 - 2017 Repair Affair	05A	LMC	\$184.73
2016	6	552	5988389	FY16 - 2017 Repair Affair	05A	LMC	\$30.79
2016	6	552	5998814	FY16 - 2017 Repair Affair	05A	LMC	\$10.26
2016	6	552	6008195	FY16 - 2017 Repair Affair	05A	LMC	\$168.99
2016	6	552	6017522	FY16 - 2017 Repair Affair	05A	LMC	\$269.03
2016	6	552	6028731	FY16 - 2017 Repair Affair	05A	LMC	\$24.60
2016	6	552	6033331	FY16 - 2017 Repair Affair	05A	LMC	\$250.00
2016	6	552	6038478	FY16 - 2017 Repair Affair	05A	LMC	\$124.11
2016	6	552	6045945	FY16 - 2017 Repair Affair	05A	LMC	\$184.80
2016	6	552	6057824	FY16 - 2017 Repair Affair	05A	LMC	\$1,783.51
2016	6	552	6067644	FY16 - 2017 Repair Affair	05A	LMC	\$291.34
2016	6	552	6071479	FY16 - 2017 Repair Affair	05A	LMC	\$3,167.26
					<b>05A</b>	<b>Matrix Code</b>	<b>\$8,603.23</b>
2016	7	554	5970649	Building Assets-YA	05D	LMC	\$287.36
2016	7	554	5975585	Building Assets-YA	05D	LMC	\$1,455.00
2016	7	554	5979491	Building Assets-YA	05D	LMC	\$1,390.20
2016	7	554	5984703	Building Assets-YA	05D	LMC	\$215.47
2016	7	554	5988389	Building Assets-YA	05D	LMC	\$242.59
2016	7	554	5993015	Building Assets-YA	05D	LMC	\$1,010.31
2016	7	554	5998814	Building Assets-YA	05D	LMC	\$1,455.61
2016	7	554	6003240	Building Assets-YA	05D	LMC	\$440.00
2016	7	554	6008195	Building Assets-YA	05D	LMC	\$5,835.86
2016	7	554	6013102	Building Assets-YA	05D	LMC	\$925.00
2016	7	554	6017522	Building Assets-YA	05D	LMC	\$487.76
2016	7	554	6021924	Building Assets-YA	05D	LMC	\$795.00
2016	7	554	6028731	Building Assets-YA	05D	LMC	\$2,117.62
2016	7	554	6033331	Building Assets-YA	05D	LMC	\$440.00
2016	7	554	6038478	Building Assets-YA	05D	LMC	\$77.62
2016	7	554	6042620	Building Assets-YA	05D	LMC	\$6,396.84
2016	7	554	6045945	Building Assets-YA	05D	LMC	\$690.47
2016	7	554	6051415	Building Assets-YA	05D	LMC	\$276.75
2016	7	554	6057824	Building Assets-YA	05D	LMC	\$684.93
2016	7	554	6067644	Building Assets-YA	05D	LMC	\$2,073.09
2016	8	553	5970649	NA Parks Youth Enrichment Program	05D	LMC	\$5,881.44
2016	8	553	5979491	NA Parks Youth Enrichment Program	05D	LMC	\$1,730.39
2016	8	553	5988389	NA Parks Youth Enrichment Program	05D	LMC	\$240.68
2016	8	553	5998814	NA Parks Youth Enrichment Program	05D	LMC	\$52.34
2016	8	553	6008195	NA Parks Youth Enrichment Program	05D	LMC	\$2,831.11
2016	8	553	6017522	NA Parks Youth Enrichment Program	05D	LMC	\$389.17
2016	8	553	6028731	NA Parks Youth Enrichment Program	05D	LMC	\$3,037.96
2016	8	553	6038478	NA Parks Youth Enrichment Program	05D	LMC	\$2,855.53

2016	8	553	6045945	NA Parks Youth Enrichment Program	05D	LMC	\$42.65
2016	8	553	6051415	NA Parks Youth Enrichment Program	05D	LMC	\$1,710.00
2016	8	553	6057824	NA Parks Youth Enrichment Program	05D	LMC	\$56.86
2016	8	553	6062791	NA Parks Youth Enrichment Program	05D	LMC	\$8,637.52
2016	8	553	6067644	NA Parks Youth Enrichment Program	05D	LMC	\$3,410.00
2016	8	553	6071479	NA Parks Youth Enrichment Program	05D	LMC	\$605.00
2016	9	556	5998814	Pack the Bus	05D	LMC	\$4,000.00
2016	9	556	6057824	Pack the Bus	05D	LMC	\$170.58
2016	9	556	6067644	Pack the Bus	05D	LMC	\$7.11
2016	12	555	5979491	Academic Success - NA Boys & Girls Club	05D	LMC	\$2,415.41
2016	12	555	5988389	Academic Success - NA Boys & Girls Club	05D	LMC	\$120.16
2016	12	555	5998814	Academic Success - NA Boys & Girls Club	05D	LMC	\$227.94
2016	12	555	6003240	Academic Success - NA Boys & Girls Club	05D	LMC	\$736.97
2016	12	555	6008195	Academic Success - NA Boys & Girls Club	05D	LMC	\$38.31
2016	12	555	6013102	Academic Success - NA Boys & Girls Club	05D	LMC	\$775.08
2016	12	555	6017522	Academic Success - NA Boys & Girls Club	05D	LMC	\$56.31
2016	12	555	6021924	Academic Success - NA Boys & Girls Club	05D	LMC	\$775.08
2016	12	555	6028731	Academic Success - NA Boys & Girls Club	05D	LMC	\$73.80
2016	12	555	6038478	Academic Success - NA Boys & Girls Club	05D	LMC	\$618.10
2016	12	555	6045945	Academic Success - NA Boys & Girls Club	05D	LMC	\$267.87
2016	12	555	6051415	Academic Success - NA Boys & Girls Club	05D	LMC	\$1,550.16
2016	12	555	6057824	Academic Success - NA Boys & Girls Club	05D	LMC	\$78.18
2016	12	555	6067644	Academic Success - NA Boys & Girls Club	05D	LMC	\$28.43
					<b>05D</b>	<b>Matrix Code</b>	<b>\$70,717.62</b>
2016	1	558	6045945	Emergency Repair Program FY16	14A	LMH	\$5,232.31
2016	1	558	6051415	Emergency Repair Program FY16	14A	LMH	\$6,835.00
2016	1	558	6057824	Emergency Repair Program FY16	14A	LMH	\$253.64
2016	1	558	6062791	Emergency Repair Program FY16	14A	LMH	\$9,165.00
2016	1	558	6067644	Emergency Repair Program FY16	14A	LMH	\$951.50
2016	1	558	6071479	Emergency Repair Program FY16	14A	LMH	\$9,482.61
					<b>14A</b>	<b>Matrix Code</b>	<b>\$31,920.06</b>
2016	2	551	5955738	Concentrated Code Enforcement	15	LMA	\$1,951.81
2016	2	551	5959874	Concentrated Code Enforcement	15	LMA	\$3,644.88
2016	2	551	5964309	Concentrated Code Enforcement	15	LMA	\$2,219.01
2016	2	551	5970649	Concentrated Code Enforcement	15	LMA	\$5,640.27
2016	2	551	5975585	Concentrated Code Enforcement	15	LMA	\$1,947.09
2016	2	551	5979491	Concentrated Code Enforcement	15	LMA	\$3,688.46
2016	2	551	5984703	Concentrated Code Enforcement	15	LMA	\$2,318.31
2016	2	551	5988389	Concentrated Code Enforcement	15	LMA	\$2,109.22
2016	2	551	5993015	Concentrated Code Enforcement	15	LMA	\$3,610.09
2016	2	551	5998814	Concentrated Code Enforcement	15	LMA	\$3,281.73
2016	2	551	6003240	Concentrated Code Enforcement	15	LMA	\$1,947.09
2016	2	551	6008195	Concentrated Code Enforcement	15	LMA	\$3,351.69
2016	2	551	6013102	Concentrated Code Enforcement	15	LMA	\$2,187.08
2016	2	551	6017522	Concentrated Code Enforcement	15	LMA	\$3,271.27
2016	2	551	6021924	Concentrated Code Enforcement	15	LMA	\$2,106.66
2016	2	551	6026458	Concentrated Code Enforcement	15	LMA	\$1,947.09
2016	2	551	6028731	Concentrated Code Enforcement	15	LMA	\$3,313.42
2016	2	551	6033331	Concentrated Code Enforcement	15	LMA	\$2,148.81
2016	2	551	6038478	Concentrated Code Enforcement	15	LMA	\$3,358.20
2016	2	551	6042620	Concentrated Code Enforcement	15	LMA	\$1,947.09
2016	2	551	6045945	Concentrated Code Enforcement	15	LMA	\$3,111.70
2016	2	551	6051415	Concentrated Code Enforcement	15	LMA	\$2,164.26
2016	2	551	6057824	Concentrated Code Enforcement	15	LMA	\$3,236.65
2016	2	551	6062791	Concentrated Code Enforcement	15	LMA	\$1,947.09
2016	2	551	6067644	Concentrated Code Enforcement	15	LMA	\$3,324.01
2016	2	551	6071479	Concentrated Code Enforcement	15	LMA	\$1,951.81
					<b>15</b>	<b>Matrix Code</b>	<b>\$71,724.79</b>
							<b>\$218,115.95</b>
<b>Total</b>							

**LINE 27 DETAIL: ACTIVITIES INCLUDED IN THE COMPUTATION OF LINE 27**

Plan Year	IDIS Project	IDIS Activity	Voucher	Activity Name	Matrix	National	Drawn Amount
2016	6	552	5970649	FY16 - 2017 Repair Affair	05A	LMC	\$51.31
2016	6	552	5975585	FY16 - 2017 Repair Affair	05A	LMC	\$2,062.50
2016	6	552	5979491	FY16 - 2017 Repair Affair	05A	LMC	\$184.73
2016	6	552	5988389	FY16 - 2017 Repair Affair	05A	LMC	\$30.79
2016	6	552	5998814	FY16 - 2017 Repair Affair	05A	LMC	\$10.26
2016	6	552	6008195	FY16 - 2017 Repair Affair	05A	LMC	\$168.99
2016	6	552	6017522	FY16 - 2017 Repair Affair	05A	LMC	\$269.03
2016	6	552	6028731	FY16 - 2017 Repair Affair	05A	LMC	\$24.60
2016	6	552	6033331	FY16 - 2017 Repair Affair	05A	LMC	\$250.00
2016	6	552	6038478	FY16 - 2017 Repair Affair	05A	LMC	\$124.11
2016	6	552	6045945	FY16 - 2017 Repair Affair	05A	LMC	\$184.80
2016	6	552	6057824	FY16 - 2017 Repair Affair	05A	LMC	\$1,783.51
2016	6	552	6067644	FY16 - 2017 Repair Affair	05A	LMC	\$291.34
2016	6	552	6071479	FY16 - 2017 Repair Affair	05A	LMC	\$3,167.26
					<b>05A</b>	<b>Matrix Code</b>	<b>\$8,603.23</b>
2016	7	554	5970649	Building Assets-YA	05D	LMC	\$287.36
2016	7	554	5975585	Building Assets-YA	05D	LMC	\$1,455.00
2016	7	554	5979491	Building Assets-YA	05D	LMC	\$1,390.20
2016	7	554	5984703	Building Assets-YA	05D	LMC	\$215.47
2016	7	554	5988389	Building Assets-YA	05D	LMC	\$242.59
2016	7	554	5993015	Building Assets-YA	05D	LMC	\$1,010.31
2016	7	554	5998814	Building Assets-YA	05D	LMC	\$1,455.61
2016	7	554	6003240	Building Assets-YA	05D	LMC	\$440.00
2016	7	554	6008195	Building Assets-YA	05D	LMC	\$5,835.86
2016	7	554	6013102	Building Assets-YA	05D	LMC	\$925.00
2016	7	554	6017522	Building Assets-YA	05D	LMC	\$487.76
2016	7	554	6021924	Building Assets-YA	05D	LMC	\$795.00
2016	7	554	6028731	Building Assets-YA	05D	LMC	\$2,117.62
2016	7	554	6033331	Building Assets-YA	05D	LMC	\$440.00
2016	7	554	6038478	Building Assets-YA	05D	LMC	\$77.62
2016	7	554	6042620	Building Assets-YA	05D	LMC	\$6,396.84
2016	7	554	6045945	Building Assets-YA	05D	LMC	\$690.47
2016	7	554	6051415	Building Assets-YA	05D	LMC	\$276.75
2016	7	554	6057824	Building Assets-YA	05D	LMC	\$684.93
2016	7	554	6067644	Building Assets-YA	05D	LMC	\$2,073.09
2016	8	553	5970649	NA Parks Youth Enrichment Program	05D	LMC	\$5,881.44
2016	8	553	5979491	NA Parks Youth Enrichment Program	05D	LMC	\$1,730.39
2016	8	553	5988389	NA Parks Youth Enrichment Program	05D	LMC	\$240.68
2016	8	553	5998814	NA Parks Youth Enrichment Program	05D	LMC	\$52.34
2016	8	553	6008195	NA Parks Youth Enrichment Program	05D	LMC	\$2,831.11
2016	8	553	6017522	NA Parks Youth Enrichment Program	05D	LMC	\$389.17
2016	8	553	6028731	NA Parks Youth Enrichment Program	05D	LMC	\$3,037.96
2016	8	553	6038478	NA Parks Youth Enrichment Program	05D	LMC	\$2,855.53
2016	8	553	6045945	NA Parks Youth Enrichment Program	05D	LMC	\$42.65
2016	8	553	6051415	NA Parks Youth Enrichment Program	05D	LMC	\$1,710.00
2016	8	553	6057824	NA Parks Youth Enrichment Program	05D	LMC	\$56.86
2016	8	553	6062791	NA Parks Youth Enrichment Program	05D	LMC	\$8,637.52
2016	8	553	6067644	NA Parks Youth Enrichment Program	05D	LMC	\$3,410.00
2016	8	553	6071479	NA Parks Youth Enrichment Program	05D	LMC	\$605.00
2016	9	556	5998814	Pack the Bus	05D	LMC	\$4,000.00
2016	9	556	6057824	Pack the Bus	05D	LMC	\$170.58
2016	9	556	6067644	Pack the Bus	05D	LMC	\$7.11
2016	12	555	5979491	Academic Success - NA Boys & Girls Club	05D	LMC	\$2,415.41
2016	12	555	5988389	Academic Success - NA Boys & Girls Club	05D	LMC	\$120.16
2016	12	555	5998814	Academic Success - NA Boys & Girls Club	05D	LMC	\$227.94
2016	12	555	6003240	Academic Success - NA Boys & Girls Club	05D	LMC	\$736.97
2016	12	555	6008195	Academic Success - NA Boys & Girls Club	05D	LMC	\$38.31

2016	12	555	6013102	Academic Success - NA Boys & Girls Club	05D	LMC	\$775.08
2016	12	555	6017522	Academic Success - NA Boys & Girls Club	05D	LMC	\$56.31
2016	12	555	6021924	Academic Success - NA Boys & Girls Club	05D	LMC	\$775.08
2016	12	555	6028731	Academic Success - NA Boys & Girls Club	05D	LMC	\$73.80
2016	12	555	6038478	Academic Success - NA Boys & Girls Club	05D	LMC	\$618.10
2016	12	555	6045945	Academic Success - NA Boys & Girls Club	05D	LMC	\$267.87
2016	12	555	6051415	Academic Success - NA Boys & Girls Club	05D	LMC	\$1,550.16
2016	12	555	6057824	Academic Success - NA Boys & Girls Club	05D	LMC	\$78.18
2016	12	555	6067644	Academic Success - NA Boys & Girls Club	05D	LMC	\$28.43
					<b>05D</b>	<b>Matrix Code</b>	<b>\$70,717.62</b>
<b>Total</b>							<b>\$79,320.85</b>

**LINE 37 DETAIL: ACTIVITIES INCLUDED IN THE COMPUTATION OF LINE 37**

Plan Year	IDIS Project	IDIS Activity	Voucher	Activity Name	Matrix	National	Drawn Amount
2015	12	547	5943071	General Administration	21A		\$50.00
2015	12	547	5947192	General Administration	21A		\$25.18
2016	11	550	5955738	General Administration	21A		\$2,528.86
2016	11	550	5959874	General Administration	21A		\$1,301.07
2016	11	550	5964309	General Administration	21A		\$2,063.45
2016	11	550	5970649	General Administration	21A		\$5,088.23
2016	11	550	5975585	General Administration	21A		\$2,659.22
2016	11	550	5979491	General Administration	21A		\$1,992.85
2016	11	550	5984703	General Administration	21A		\$4,156.39
2016	11	550	5988389	General Administration	21A		\$2,633.84
2016	11	550	5993015	General Administration	21A		\$5,245.23
2016	11	550	5998814	General Administration	21A		\$3,445.35
2016	11	550	6003240	General Administration	21A		\$2,527.27
2016	11	550	6008195	General Administration	21A		\$3,888.42
2016	11	550	6013102	General Administration	21A		\$3,941.82
2016	11	550	6017522	General Administration	21A		\$3,269.33
2016	11	550	6021924	General Administration	21A		\$3,606.80
2016	11	550	6026458	General Administration	21A		\$2,112.02
2016	11	550	6028731	General Administration	21A		\$3,842.33
2016	11	550	6033331	General Administration	21A		\$4,434.31
2016	11	550	6033336	General Administration	21A		\$50.00
2016	11	550	6038478	General Administration	21A		\$1,334.41
2016	11	550	6042620	General Administration	21A		\$4,527.50
2016	11	550	6045945	General Administration	21A		\$4,018.05
2016	11	550	6051412	General Administration	21A		\$630.04
2016	11	550	6057824	General Administration	21A		\$5,651.60
2016	11	550	6062791	General Administration	21A		\$4,093.74
2016	11	550	6067644	General Administration	21A		\$2,486.25
2016	11	550	6070829	General Administration	21A		\$1,811.46
2016	11	550	6071479	General Administration	21A		\$660.81
					<b>21A</b>	<b>Matrix Code</b>	<b>\$84,075.83</b>
<b>Total</b>							<b>\$84,075.83</b>



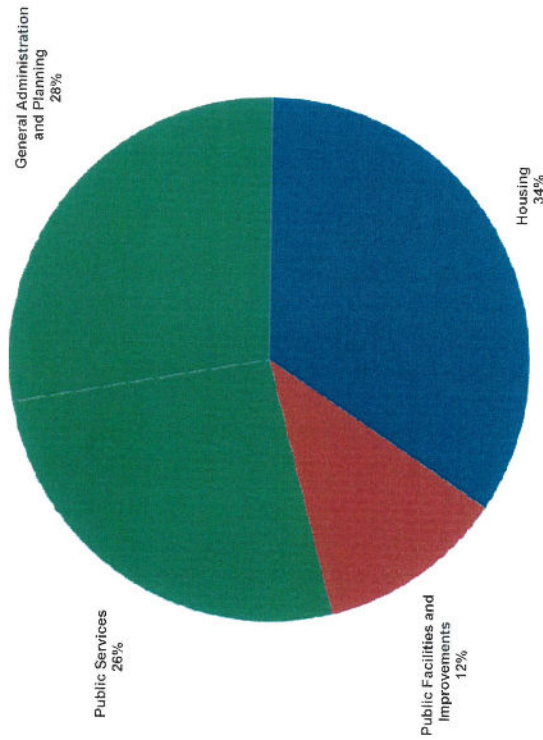
### Program Year 2016 Funds

2016 CDBG Allocation \$616,940.00  
Program Income Received During Program Year 2016 \$607.34  
Funds Returned to Local Program Account \$0.00  
During Program Year 2016  
**Total Available** <sup>1</sup> **\$617,547.34**

### Expenditures

Type of Activity	Expenditure	Percentage
Housing	\$103,644.85	34.30%
Public Facilities and Improvements	\$35,150.25	11.63%
Public Services	\$79,320.85	26.25%
General Administration and Planning	\$84,075.83	27.82%
<b>Total</b>	<b>\$302,191.78</b>	<b>100.00%</b>

**Expenditures by Type of Activity (%)**

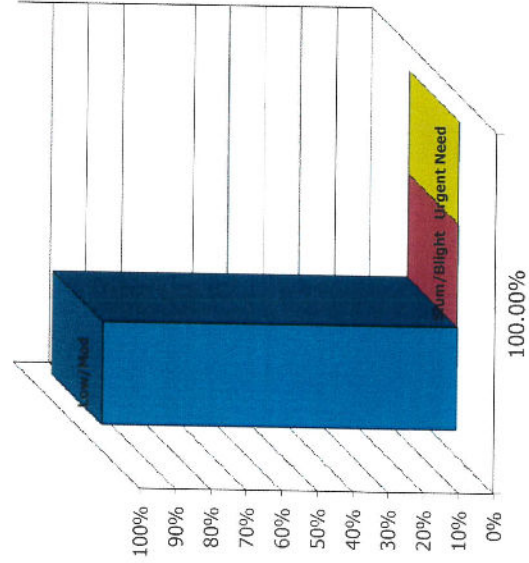


### Timeliness

Timeliness Ratio - unexpended funds as percent of 1.00

### Program Targeting

1 -Percentage of Expenditures Assisting Low- and Moderate-Income Persons and Households Either Directly or On an Area Basis	100.00%
2 -Percentage of Expenditures That Benefit Low/Mod Income Areas	49.00%
3 -Percentage of Expenditures That Aid in The Prevention or Elimination of Slum or Blight	0.00%
4 -Percentage of Expenditures Addressing Urgent Needs	0.00%
5 -Funds Expended in Neighborhood (Community For State) Revitalization Strategy Areas and by Community Development Financial	\$0.00
6 -Percentage of Funds Expended in Revitalization Strategy Areas and by Community Development Financial Institution	0.00%



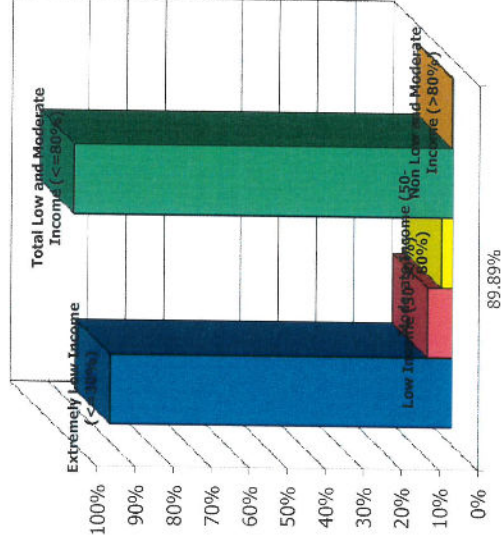


### CDBG Beneficiaries by Racial/Ethnic Category

Race	Total	Hispanic
White	53.42%	9.00%
Black/African American	28.19%	0.00%
Asian	0.61%	0.00%
American Indian/Alaskan Native	0.51%	0.00%
Native Hawaiian/Other Pacific Islander	0.00%	0.00%
American Indian/Alaskan Native & White	0.00%	0.00%
Asian & White	0.00%	0.00%
Black/African American & White	15.42%	0.00%
Amer. Indian/Alaskan Native & Black/African Amer.	0.00%	0.00%
Other multi-racial	1.84%	0.00%
Asian/Pacific Islander (valid until 03-31-04)	0.00%	0.00%
Hispanic (valid until 03-31-04)	0.00%	0.00%

### Income of CDBG Beneficiaries

Income Level	Percentage
Extremely Low Income (<=30%)	89.89%
Low Income (30-50%)	6.54%
Moderate Income (50-80%)	3.06%
Total Low and Moderate Income (<=80%)	99.49%
Non Low and Moderate Income (>80%)	0.51%



### Program Year 2016 Accomplishments

Accomplishment	Number
Actual Jobs Created or Retained	0
Households Receiving Housing Assistance	5
Persons Assisted Directly, Primarily By Public Services and Public Facilities	974
Persons for Whom Services and Facilities were Available	5,060
Units Rehabilitated-Single Units	5
Units Rehabilitated-Multi Unit Housing	0

**\$1,875.18**

**Funds Leveraged for Activities Completed**

### Notes

- 1 Also, additional funds may have been available from prior years.
- 2 The return of grant funds is not reflected in these expenditures.
- 3 Derived by dividing annual expenditures for low-and moderate-income activities by the total expenditures for all activities (excluding planning and administration, except when State planning activities have a national objective) during the program year.
- 4 For entitlement communities, these data are only for those activities that directly benefit low- and moderate-income persons or households. They do not include data for activities that provide assistance to low- and moderate-income persons on an area basis, activities that aid in the prevention and elimination of slums and blight, and activities that address urgent needs. For states, these data are reported for all activities that benefit low- and moderate-income persons or households, aid in the prevention and elimination of slums and blight, and address urgent needs.
- 5 This number represents the total number of persons/households for whom services/facilities were available for [in many cases] multiple area benefit activities as reported by grantees. A service or facility meeting the national objective of benefiting low- and moderate-income persons on an area basis is available to all residents of the area served by the activity. If one or more activities had the same or overlapping service areas, the number of persons served by each activity was used to calculate the total number served; e.g., if two activities providing different services had the same service area, the number of persons in the service area would be counted twice; once for each activity.



U.S. Department of Housing and Urban Development  
Office of Community Planning and Development  
NEW ALBANY

Date: 30-Aug-2017  
Time: 8:39

PGM Year: 2015

Project: 0004 - Sidewalk Spot Improvements

IDIS Activity: 541 - E. 5th Street Sidewalks

Status: Completed 1/9/2017 12:00:00 AM

Location: E. 5th Street New Albany, IN 47150

Objective: Create suitable living environments

Outcome: Availability/accessibility

Matrix Code: Sidewalks (03L)

National Objective: LMA

Initial Funding Date: 08/07/2015

Description:

Spot basis sidewalk improvements that can benefit pedestrians where deteriorated sidewalks restrict connections, including ADA ramps.

Financing

	Fund Type	Grant Year	Grant	Funded Amount	Drawn In Program Year	Drawn Thru Program Year
CDBG	EN	Pre-2015		\$29,392.72	\$0.00	\$0.00
		2014 B14MC180018			\$0.00	\$29,392.72
		2015 B15MC180018		\$225,006.66	\$1,800.00	\$225,006.66
<b>Total</b>	<b>Total</b>			<b>\$254,399.38</b>	<b>\$1,800.00</b>	<b>\$254,399.38</b>

Proposed Accomplishments

People (General) : 855

Total Population in Service Area: 2,030

Census Tract Percent Low / Mod: 67.49

Annual Accomplishments

Years	Accomplishment Narrative	# Benefiting
2015	Sidewalk repairs have been made on 580 lf., and 5 ADA compliant ramps, & 6 driveway cuts.	

PGM Year: 2015

Project: 0005 - Engineering/Design for Infrastructure Improvements

IDIS Activity: 549 - Public Facility Engineering & Observation

Status: Open

Location: E. 5th & E. 18th Streets New Albany, IN 47150

Objective: Create suitable living environments

Outcome: Availability/accessibility

Matrix Code: Public Facilities and Improvement

National Objective: LMA

Initial Funding Date: 02/03/2016

Description:

Engineering & observation for public facility projects including sidewalks.

Financing

	Fund Type	Grant Year	Grant	Funded Amount	Drawn In Program Year	Drawn Thru Program Year
CDBG	EN	2015 B15MC180018		\$16,290.64	\$53.13	\$16,290.64
<b>Total</b>	<b>Total</b>			<b>\$16,290.64</b>	<b>\$53.13</b>	<b>\$16,290.64</b>

Proposed Accomplishments

Total Population in Service Area: 855  
Census Tract Percent Low / Mod: 81.29

PGM Year: 2016

Project: 0011 - Planning Activities & General Administration

IDIS Activity: 550 - General Administration

Status: Open

Location:

Objective:

Outcome:

Matrix Code: General Program Administration (21A) National Objective:

Initial Funding Date: 08/18/2016

Description:

Costs associated with the implementation of the CDBG program in FY2016.

Financing

	Fund Type	Grant Year	Grant	Funded Amount	Drawn In Program Year	Drawn Thru Program Year
CDBG	EN	2016 B16MC180018		\$83,950.00	\$83,393.49	\$83,393.49
	PI			\$657.16	\$607.16	\$607.16
<b>Total</b>	<b>Total</b>			<b>\$84,607.16</b>	<b>\$84,000.65</b>	<b>\$84,000.65</b>

Proposed Accomplishments

Annual Accomplishments

Implementation of CDBG FY2016 Plan.

PGM Year: 2016

Project: 0002 - Concentrated Code Enforcement

IDIS Activity: 551 - Concentrated Code Enforcement

Status: Open

Location: Various locations to be determined New Albany, IN 47150

Objective: Create suitable living environments

Outcome: Sustainability

Matrix Code: Code Enforcement (15)

National Objective: LMA

Initial Funding Date: 08/18/2016

Description:

An effort to arrest the decline of deteriorated areas by funding salary & overhead costs directly associated with the enforcement of the City & State housing & building codes where improvements are being made with CDBG or local funds.

Financing

	Fund Type	Grant Year	Grant	Funded Amount	Drawn In Program Year	Drawn Thru Program Year
CDBG	EN	2016 B16MC180018		\$72,000.00	\$71,724.79	\$71,724.79
<b>Total</b>	<b>Total</b>			<b>\$72,000.00</b>	<b>\$71,724.79</b>	<b>\$71,724.79</b>

Proposed Accomplishments

People (General): 200

Total Population in Service Area: 3,030

Census Tract Percent Low / Mod: 54.29

Annual Accomplishments

Years	Accomplishment Narrative	# Benefitting	
2016	The CCE Officer has taken action on 185 properties of which 151 have been resolved.		
PGM Year:	2016		
Project:	0006 - Repair Affair Program		
IDIS Activity:	552 - FY16 - 2017 Repair Affair		
Status:	Open	Objective:	Create suitable living environments
Location:	Various locations to be determined	Outcome:	Availability/accessibility
	New Albany, IN 47150	Matrix Code:	Senior Services (05A)
		National Objective:	LMC
Initial Funding Date:	10/03/2016		
Description:	Region wide volunteer effort that provides elderly & disabled low-income home owners minor home repairs. This covers administrative costs to implement the program by New Directions.		
Financing	Fund Type	Grant Year	Grant
CDBG	EN	2016	B16MC180018
Total	Total	Funded Amount	Drawn In Program Year
		\$12,000.00	\$8,603.23
		\$12,000.00	\$8,603.23
Proposed Accomplishments			
People (General) :	12		
Actual Accomplishments			
Number assisted:			
White:	Owner	Renter	Person
	Total	Total	Total
Black/African American:	0	0	0
Asian:	0	0	0
American Indian/Alaskan Native:	0	0	0
Native Hawaiian/Other Pacific Islander:	0	0	0
American Indian/Alaskan Native & White:	0	0	0
Black/African American & White:	0	0	0
American Indian/Alaskan Native & Black/African American:	0	0	0
Other multi-racial:	0	0	0
Asian/Pacific Islander:	0	0	0
Hispanic:	0	0	0
Total:	0	0	13
Female-headed Households:	0	0	0
Income Category:	Owner	Renter	Person
Extremely Low	0	0	13
Low Mod	0	0	0
Moderate	0	0	0
Non Low Moderate	0	0	0
Total	0	0	13
Percent Low/Mod	100.0%		

# Annual Accomplishments

Years	Accomplishment Narrative	# Benefiting
-------	--------------------------	--------------

2016 The Repair Affair completed 13 repairs and/or assisted home owners with property cleanups for 10 seniors and 3 disabled. Assistance ranged from property cleanups, including gutters, painting and window repair to plumbing repairs.

PGM Year: 2016

Project: 0008 - Youth Enrichment Program-New Albany Parks

IDIS Activity: 553 - NA Parks Youth Enrichment Program

Status: Open

Objective: Create suitable living environments

Location: Griffin, Riverside, Beechwood & Parkview New Albany, IN

Outcome: Availability/accessibility

Matrix Code: Youth Services (05D)

National Objective: LMC

Initial Funding Date: 10/03/2016

## Description:

An ongoing partnership with the City's Parks & Recreation Department to provide enriching activities including sports, cultural field trips, life skill classes, educational opportunities & equipment as needed.

## Financing

	Fund Type	Grant Year	Grant	Funded Amount	Drawn In Program Year	Drawn Thru Program Year
CDBG	EN	2016 B16MC180018		\$32,445.00	\$31,480.65	\$31,480.65
<b>Total</b>	<b>Total</b>			<b>\$32,445.00</b>	<b>\$31,480.65</b>	<b>\$31,480.65</b>

## Proposed Accomplishments

People (General) : 400

## Actual Accomplishments

### Number assisted:

	Owner		Renter		Total		Person	
	Total	Hispanic	Total	Hispanic	Total	Hispanic	Total	Hispanic
White:	0	0	0	0	0	0	114	18
Black/African American:	0	0	0	0	0	0	156	0
Asian:	0	0	0	0	0	0	0	0
American Indian/Alaskan Native:	0	0	0	0	0	0	2	0
Native Hawaiian/Other Pacific Islander:	0	0	0	0	0	0	0	0
American Indian/Alaskan Native & White:	0	0	0	0	0	0	0	0
Black/African American & White:	0	0	0	0	0	0	66	0
American Indian/Alaskan Native & Black/African American:	0	0	0	0	0	0	0	0
Other multi-racial:	0	0	0	0	0	0	0	0
Asian/Pacific Islander:	0	0	0	0	0	0	0	0
Hispanic:	0	0	0	0	0	0	0	0
<b>Total:</b>	<b>0</b>	<b>0</b>	<b>0</b>	<b>0</b>	<b>0</b>	<b>0</b>	<b>338</b>	<b>18</b>

Female-headed Households:

0

### Income Category:

	Owner	Renter	Total	Person
Extremely Low	0	0	0	311
Low Mod	0	0	0	12
Moderate	0	0	0	12

Non Low Moderate	0	0	0	3
Total	0	0	0	338
Percent Low/Mod				99.1%

## Annual Accomplishments

Years	Accomplishment Narrative	# Benefitting
-------	--------------------------	---------------

2016	The program provided physical/fitness classes, recreational and sports programs along with enriching field trips and opportunities for 338 of the City's low-income urban youth. Activities have included computer skills training, art & drama projects, grooming & hygiene, and cooking classes among other activities.	
------	---------------------------------------------------------------------------------------------------------------------------------------------------------------------------------------------------------------------------------------------------------------------------------------------------------------------------	--

PGM Year: 2016

Project: 0007 - Building Youth Assets Program

IDIS Activity: 554 - Building Assets-YA

Status: Open

Location: Various locations New Albany, IN 47150

Objective: Create suitable living environments

Outcome: Availability/accessibility

Matrix Code: Youth Services (05D)

National Objective: LMC

Initial Funding Date: 10/04/2016

## Description:

A consortium of 4 agencies with the objective of providing quality afterschool programming, educational & recreational opportunities and childcare for the at-risk youth population.

## Financing

Fund Type	Grant Year	Grant	Funded Amount	Drawn In Program Year	Drawn Thru Program Year
CDBG EN	2016 B16MC180018		\$27,500.00	\$27,297.48	\$27,297.48
Total			\$27,500.00	\$27,297.48	\$27,297.48

## Proposed Accomplishments

People (General) : 204

## Actual Accomplishments

Number assisted:

	Owner		Renter		Total		Person	
	Total	Hispanic	Total	Hispanic	Total	Hispanic	Total	Hispanic
White:	0	0	0	0	0	0	212	58
Black/African American:	0	0	0	0	0	0	92	0
Asian:	0	0	0	0	0	0	1	0
American Indian/Alaskan Native:	0	0	0	0	0	0	3	0
Native Hawaiian/Other Pacific Islander:	0	0	0	0	0	0	0	0
American Indian/Alaskan Native & White:	0	0	0	0	0	0	0	0
Black/African American & White:	0	0	0	0	0	0	41	0
American Indian/Alaskan Native & Black/African American:	0	0	0	0	0	0	0	0
Other multi-racial:	0	0	0	0	0	0	0	0
Asian/Pacific Islander:	0	0	0	0	0	0	0	0
Hispanic:	0	0	0	0	0	0	0	0
Total:	0	0	0	0	0	0	349	58

Female-headed Households:

Income Category:



	Owner	Renter	Total	Person
Extremely Low	0	0	0	288
Low Mod	0	0	0	45
Moderate	0	0	0	14
Non Low Moderate	0	0	0	2
Total	0	0	0	349
Percent Low/Mod				99.4%

#### Annual Accomplishments

Years	Accomplishment Narrative	# Benefitting
-------	--------------------------	---------------

2016 The YMCA, Open Door Youth Services & Our Place Drug & Alcohol served 349 urban youth assisting them with homework assistance/tutoring, physical fitness programs, educational programs and enriching opportunities. The program provides character development, self-esteem building and drug and delinquency prevention.

PGM Year: 2016

Project: 0012 - Boys & Girls Club Academic Program

IDIS Activity: 555 - Academic Success - NA Boys & Girls Club

Status: Open

Objective: Create suitable living environments

Location: 1721 Ekin Ave New Albany, IN 47150-1745

Outcome: Availability/accessibility

Matrix Code: Youth Services (05D)

National Objective: LMC

Initial Funding Date: 10/04/2016

Description:

This program will increase academic confidence by developing skills needed to succeed in school, and gain practical experience to pursue post-secondary education.

#### Financing

	Fund Type	Grant Year	Grant	Funded Amount	Drawn In Program Year	Drawn Thru Program Year
CDBG	EN	2016 B16MC180018		\$10,500.00	\$7,761.80	\$7,761.80
Total	Total			\$10,500.00	\$7,761.80	\$7,761.80

#### Proposed Accomplishments

People (General) : 100

#### Actual Accomplishments

Number assisted:

	Owner		Renter		Total		Person	
	Total	Hispanic	Total	Hispanic	Total	Hispanic	Total	Hispanic
White:	0	0	0	0	0	0	10	1
Black/African American:	0	0	0	0	0	0	25	0
Asian:	0	0	0	0	0	0	0	0
American Indian/Alaskan Native:	0	0	0	0	0	0	0	0
Native Hawaiian/Other Pacific Islander:	0	0	0	0	0	0	0	0
American Indian/Alaskan Native & White:	0	0	0	0	0	0	0	0
Black/African American & White:	0	0	0	0	0	0	9	0
American Indian/Alaskan Native & Black/African American:	0	0	0	0	0	0	0	0
Other multi-racial:	0	0	0	0	0	0	0	0
Asian/Pacific Islander:	0	0	0	0	0	0	0	0
Hispanic:	0	0	0	0	0	0	0	0



Hispanic: 0 0 0 0 0 0 0 0 0 0 0

**Total:** 0 0 0 0 0 0 0 0 0 0 11

Female-headed Households:

Income Category:

	Owner	Renter	Total	Person
Extremely Low	0	0	0	230
Low Mod	0	0	0	0
Moderate	0	0	0	0
Non Low Moderate	0	0	0	0
Total	0	0	0	230
Percent Low/Mod				100.0%

Annual Accomplishments

Years	Accomplishment Narrative	# Benefitting
-------	--------------------------	---------------

2016 The Pack the Bus supplied 230 youth with backpacks filled with school supplies and/or supplies for the start of school year 2016-2017.

PGM Year: 2016

Project: 0005 - Park Facility Improvements

IDIS Activity: 557 - Bicknell Park Facilities

Status: Open

Location:

Bicknell Park @ Silver and Market New Albany, IN 47150

Objective: Create suitable living environments

Outcome: Availability/accessibility

Matrix Code: Parks, Recreational Facilities (03F)

National Objective: LMA

Initial Funding Date: 05/17/2017

Description:

Improvements planned for the restroom facilities at Bicknell Park including waster & sewer as needed and ADA compliant.

Financing

Fund Type	Grant Year	Grant	Funded Amount	Drawn In Program Year	Drawn Thru Program Year
CDBG EN	2015 B15MC180018		\$150,979.47	\$33,297.12	\$33,297.12
<b>Total</b>			<b>\$150,979.47</b>	<b>\$33,297.12</b>	<b>\$33,297.12</b>

Proposed Accomplishments

Public Facilities : 1  
Total Population in Service Area: 2,725  
Census Tract Percent Low / Mod: 62.02

Annual Accomplishments

Years	Accomplishment Narrative	# Benefitting
-------	--------------------------	---------------

2016 The restroom facility renovations are underway with heavy duty abuse resistance materials and fixtures. Energy saving windows, & led light fixtures are included along with replacement of a damaged water supply line. The facility will be handicapped accessible.

PGM Year: 2016

Project: 0001 - Housing Rehabilitation

IDIS Activity: 558 - Emergency Repair Program FY16

Status: Open

Objective: Provide decent affordable housing

Location: 814 Culbertson Ave New Albany, IN 47150-3228

Outcome: Affordability

National Objective: LMJH

Matrix Code: Rehab; Single-Unit Residential (14A)

Initial Funding Date: 05/30/2017

### Description:

Minor (emergency) rehab repair for low-and moderate-income home owners in the City's target areas including replacing/repairing roofs, furnace repair/installation, electrical, plumbing, windows, etc., & other repairs that are meant to sustain the property including project delivery.

### Financing

Fund Type	Grant Year	Grant	Funded Amount	Drawn In Program Year	Drawn Thru Program Year
CDBG EN	2016	B16MCMC180018	\$32,000.00	\$31,920.06	\$31,920.06
<b>Total</b>			<b>\$32,000.00</b>	<b>\$31,920.06</b>	<b>\$31,920.06</b>

### Proposed Accomplishments

Housing Units : 5

### Actual Accomplishments

Number assisted:

	Owner		Renter		Total		Person	
	Total	Hispanic	Total	Hispanic	Total	Hispanic	Total	Hispanic
White:	4	0	0	0	4	0	0	0
Black/African American:	1	0	0	0	1	0	0	0
Asian:	0	0	0	0	0	0	0	0
American Indian/Alaskan Native:	0	0	0	0	0	0	0	0
Native Hawaiian/Other Pacific Islander:	0	0	0	0	0	0	0	0
American Indian/Alaskan Native & White:	0	0	0	0	0	0	0	0
Black/African American & White:	0	0	0	0	0	0	0	0
American Indian/Alaskan Native & Black/African American:	0	0	0	0	0	0	0	0
Other multi-racial:	0	0	0	0	0	0	0	0
Asian/Pacific Islander:	0	0	0	0	0	0	0	0
Hispanic:	0	0	0	0	0	0	0	0
<b>Total:</b>	<b>5</b>	<b>0</b>	<b>0</b>	<b>0</b>	<b>5</b>	<b>0</b>	<b>0</b>	<b>0</b>
Female-headed Households:	0		0		0			

### Income Category:

	Owner	Renter	Total	Person
Extremely Low	3	0	3	0
Low Mod	2	0	2	0
Moderate	0	0	0	0
Non Low Moderate	0	0	0	0
<b>Total</b>	<b>5</b>	<b>0</b>	<b>5</b>	<b>0</b>
Percent Low/Mod	100.0%		100.0%	

### Annual Accomplishments

Years	Accomplishment Narrative	# Benefitting
2016	Five low-mod income home owners received repairs (roof, floor repair, windows, gutters & siding repair, etc.) meant to sustain their house.	
	<b>Total Funded Amount:</b>	<b>\$941,614.94</b>
	<b>Total Drawn Thru Program Year:</b>	<b>\$815,251.78</b>
	<b>Total Drawn In Program Year:</b>	<b>\$302,191.78</b>